

# Towing trucks 1.0 - 1.5 ton

## BT movit

*N-series*

TSE100

TSE150



# Towing trucks

Specifications					TSE100 - 702	TSE150 - 708
Identification	1.1	Manufacturer			BT	BT
	1.2	Model			TSE100 - 702	TSE150 - 708
	1.3	Drive			Electric	Electric
	1.4	Operator type			Stand on	Stand on
	1.5	Load capacity/rated load	Q	kg	1000	1500 <sup>5)</sup>
	1.7	Rated drawbar pull	F	N	600	600
	1.9	Wheelbase	y	mm	815	815
Weight	2.1	Service weight including battery		kg	250	430 <sup>1)</sup>
	2.2	Axle load, with load, drive/castor/fork wheel		kg	150/33/68	182/45/123
	2.3	Axle load, without load, drive/castor/fork wheel		kg	150/33/68	182/45/123
Wheels	3.1	Drive/castor/fork wheel			Polyurethane/Polyurethane/Elastic	
	3.2	Wheel size, front		mm	250 x 80	250 x 80
	3.3	Wheel size, rear		mm	200 x 50	200 x 50
Dimensions	4.2.1	Overall height	$h_{15}$	mm	1091	1358
	4.8	Stand height	$h_7$	mm	70	70
	4.12	Coupling height				
		towing pin	$h_{10}$	mm	—	169/264/359/454
		towing bar	$h_{10}$	mm	270 <sup>4)</sup>	235/335/435
	4.19	Overall length	$l_1$	mm	1266	1333/1299
	4.21	Overall width	$b_1/ b_2$	mm	595/600	595/584
	4.32	Ground clearance, centre of wheelbase	$m_2$	mm	33	33
	4.35	Turning radius	$W_a$	mm	1085	1085
4.44	Clear width driver compartment entrance	$l_{24}$	mm	423	401	
Performance data	5.1	Travel speed, with/without load		km/h	9,0/12,0	6,0/12,0
	5.5	Drawbar pull, with/without load		N	600	600
	5.6	Max. drawbar pull, with/without load		N	1320	1320
	5.7	Gradeability, with/without load		%	10/15	10/15
	5.8	Max. gradeability, with/without load <sup>2)</sup>		%	10/15	10/15
	5.9	Acceleration time, with/without load (0-10m)		s	5,7/4,7	5,7/4,7
	5.10	Service brake			Electromagnetic	Electromagnetic
Electric motor	6.1	Drive motor rating S2 60 min		kW	1,0	1,0
	6.4	Battery voltage/nominal capacity $K_s$		V/Ah	24/76, 105	24/76, 105
	6.5	Battery weight		kg	58/75	58/75
	6.6	Energy consumption acc. to VDI cycle <sup>3)</sup>		kWh/h		
Others	8.1	Type of drive control			Variable AC	Variable AC
	8.4	Sound level at the driver's ear according to EN 12 053		dB (A)	<70	<70

1) With 105 Ah battery.

2) Measured according to company standard.

3) Contact your supplier for information.

4) Adjustable upwards.

5) Braked carriers for capacities >1000 kg.

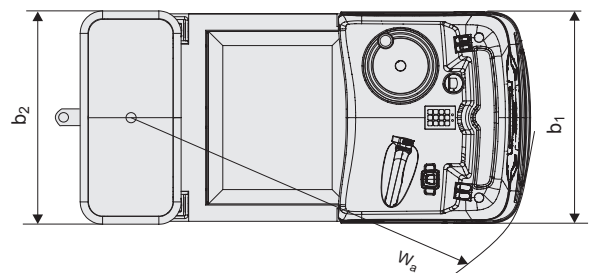
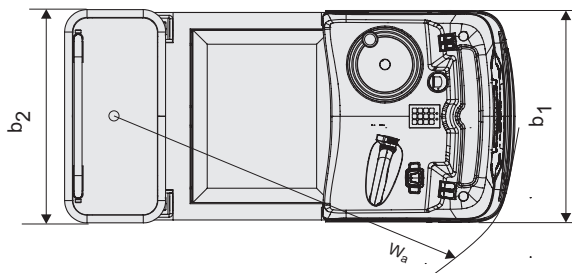
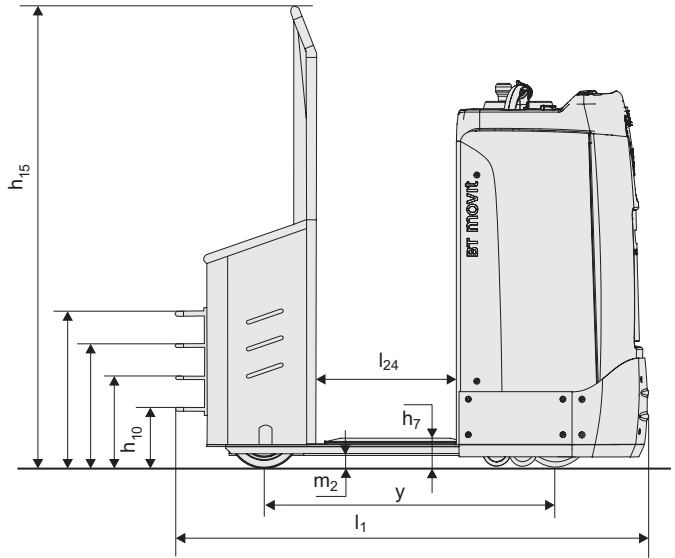
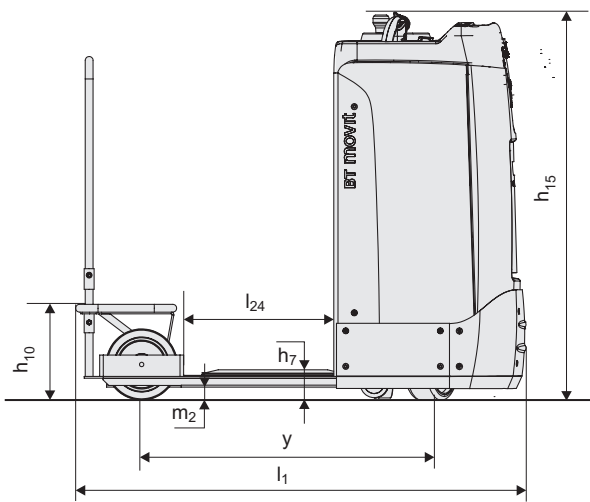
All data are based on table configuration. Other configurations may give other values.

Truck performance and dimensions are nominal and subject to tolerances.

BT products and specifications are subject to change without notice.

# Dimensional drawings

# BT movit



## Truck features:

- BT Movit N-series towing trucks offer flexible, efficient and frequent material handling.
- The trucks and carriers are simple to use and ergonomically designed.
- Up to 1500 kg towing capacity.
- Low instep. Only 70 mm.
- Low weight.
- Programmable performances. Maximum speed 12 km/h.
- Easy service accessibility.
- External charger and built-in battery cassette for convenient change.

**HERMANS**  
**HEFTRUCKS**

Beersebaan71-2310 Rijkevorsel

Tel.: 03/340.04.90

Fax: 03/340.04.91

[www.hermans-heftrucks.be](http://www.hermans-heftrucks.be)

[info@hermans-heftrucks.be](mailto:info@hermans-heftrucks.be)

TP-Technical Publications, Sweden — 746802-040, version 1, 1306



TOYOTA MATERIAL HANDLING IN EUROPE, MANAGING THE TOYOTA AND BT MATERIALS HANDLING BRANDS IN EUROPE.

**TOYOTA**

MATERIAL HANDLING

stronger together